

KS3 End of year Examinations

Lesson	Mon 7 th May	Tues 8 th May	Weds 9 th May	Thurs 10 th May	Fri 11 th May
1	Bank Holiday	English Year 7	Science Year 7	Maths Year 7	Science Year 8
2/3		English Year 9		Maths Year 9	Science Year 9
4		English Year 8		Maths Year 8	

If you have any queries, please contact Mrs Harris, Exams Manager on 01726 822485 or at exams@brannel.com

Science Exam Information

Paper Length

Students will have 65 minutes to complete each paper.

Topics

Students will be examined on the majority of topics they have covered so far this year. Our aim as a department is to prepare students for the style of testing they will face at GCSE level, hence the papers will cover a broad section of the curriculum. For information on the specific topics for your student, please see the revision task on *Show My Homework*.

Equipment

Students will need to bring: Pencil, Pen (Blue/Black), ruler, pencil sharpener, rubber, calculator. In addition, they may find a highlighter pen useful in reading questions and highlighting key phrases/information/command words.

Revision

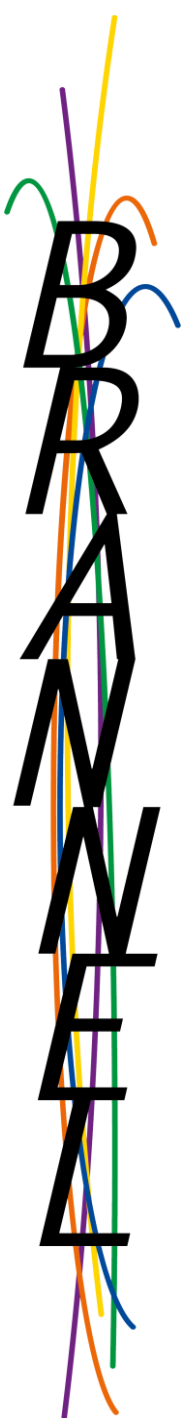
We are expecting our students to revise thoroughly for these exams over the fortnight leading up to them. A little-and-often approach is often very successful, with students completing 20-30 minutes of focused study 3-4 times a week. Again, please see the task on *Show My Homework* for a list of topics and some revision materials.

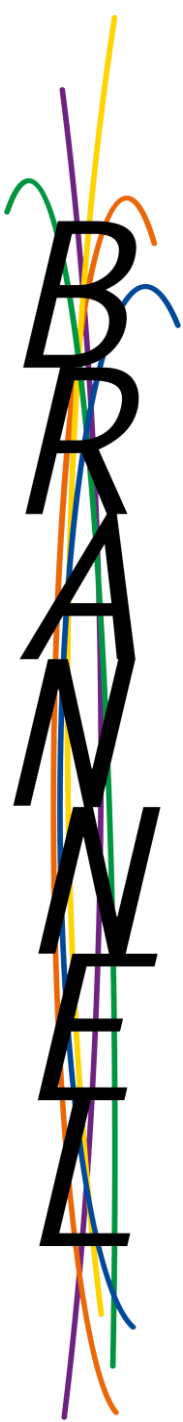
In addition to the *Show My Homework* tasks there are a range of resources also available to your student:

- **Kerboodle:** An on-line resource that the school buys in for each child. Contains Digital textbooks and a variety of summary activities for each topic. Your student will have login details for this site.
- **BBC Bitesize:** Lots of information and revision activities/self-tests for each topic.
- **Youtube:** There are several Science education channels available, each of which have mini-summaries for the topics we have covered.

You can support your student in their studies by:

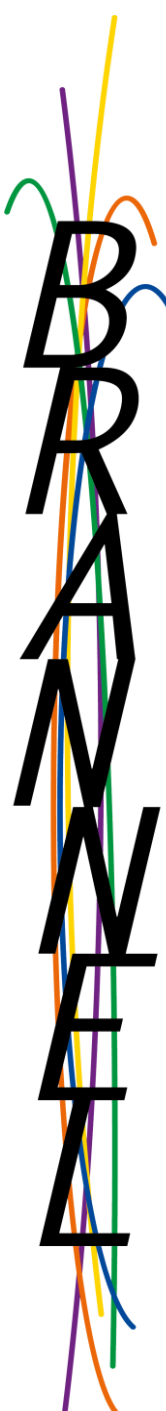
- Encouraging them to plan their revision in advance
- Helping them to stick to the plan!
- Building small rewards into the plan following each period of study.
- Helping them create a productive workspace. This should be quiet and away from the influence of mobile devices/social media which can be highly distracting and difficult to resist!





End of Year Exams: English

- All end of year exams will follow the format of a GCSE English Language Paper 1 and other assessments that you have completed this year.
- There will be **an extract from a story** to read.
- You will then have to **answer questions about language and structure**, as well as **evaluate different opinions** of the extract.
- You will be given an image or a story title.
- You will then have to plan and write a **piece of creative writing**. You will be marked on your content, organization and technical accuracy.
- How can I revise?
- Learn descriptive devices: APROMPT (alliteration, personification, onomatopoeia, metaphor, powerful vocabulary, triplet)
- Take a page from your reading book and practice explaining how the writer uses language to create an image in your head or to interest you in the story.
- Discuss a book that you and a friend or relative have both read. How do your opinions differ and why?
- Use a postcard or a picture of a place and plan how you would describe it.
- **For more revision ideas and quizzes, please visit:**
<https://www.bbc.com/education/subjects/z3kw2hv>



End of Year Exams: Maths Year 7 & 8

1 paper- 60 mins long *NON CALCULATOR*

All students to sit the same paper.

Revision List

Properties of shapes	Conversion graphs
Place value	Simple indices and roots
Order of operations	Solving algebraic equations
Negative numbers in context	Angle facts
Fractions, decimals and percentages	Scatter graphs
Probability	Area of trapeziums
Coordinates	Volume of prisms
Sequences	Ratio
Simplifying algebraic expressions	Estimating roots

Equipment needed:

Pen, pencil, ruler, rubber, pencil sharpener

Parents can help by:

Encouraging students to use Mymaths, PiXL Maths App or revision guides to revise the topics.

End of Year Exams: Maths Year 9

1 paper 90 mins long

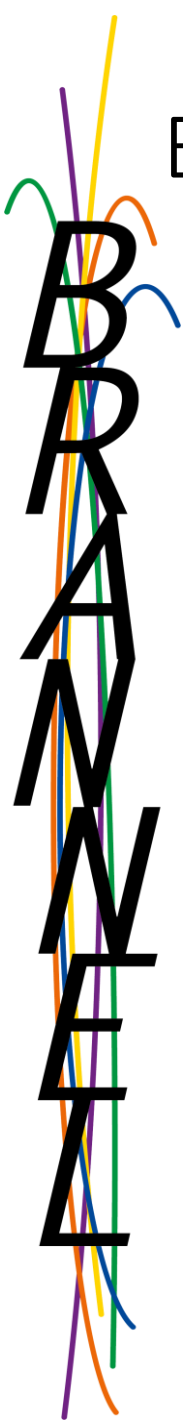
Equipment needed:

Pen, pencil, ruler, rubber, compass, protractor, pencil sharpener

NO CALCULATORS ARE ALLOWED

Parents can help by:

Using Mymaths, Mr Corbett maths. Purchasing a revision guide (parent pay) and helping students to use that

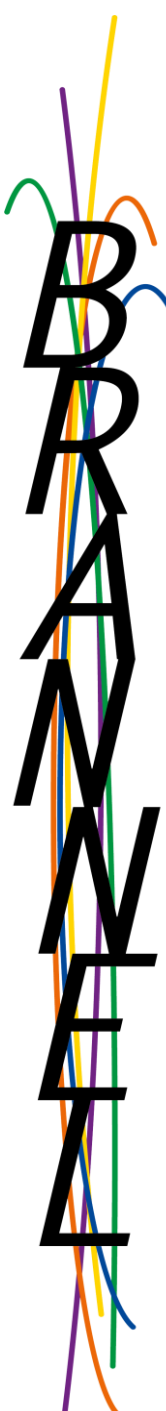


End of Year Exams: Maths Year 9 sets 1 -3

Higher Revision List

- Place value: using one answer to find another answer
- Common multiples and HCF
- Index numbers
- Prime numbers
- Estimation
- Standard form
- Decimals
- Factorising: linear and quadratic
- Constructions and bisecting angles and lines
- Surds
- Nth term
- + - \times \div fractions
- Cancel fractions down
- Expand brackets
- Conversion graphs
- Solve equations: linear and quadratic
- Percentages
- Ratio
- Scatter diagrams

Angles and parallel lines



End of Year Exams: Maths Year 9 sets 4-6

Foundation Revision list:

- Fractions
- Highest common factor / Lowest common multiple
- Sequences
- Averages
- Estimation
- Scatter graphs
- Lines and angles
- Product of primes
- Simplifying expressions
- Perimeter
- Factorising expressions
- Percentages
- Stem and leaf diagrams
- Inequalities

